



Ride Rules

Beginner, Intermediate & Expert

You can make the ride as non-competitive or challenging as you want. It's up to you and your team. Just have fun!

1. **Total Ride Time:** Your time clock starts ticking at the designated start time for your class and ends when you return to The Vibrant Vine.
2. **Cut-Off Time:** Plan to be back at The Vibrant Vine before the cut-off time of 5:00pm. If you are not back to The Vibrant Vine before the cut-off time, you will receive a time penalty of 15 minutes.
3. **How Your Time is Calculated:** Total ride time, minus time bonuses earned during the ride, plus a time penalty should you be back late. Don't be late!
4. **Minimum Required:** Ride to the mandatory wineries in your riding classification. Identify these by reviewing the "Route: Required Stops & Time Bonuses" chart on the next page.
Remember to get your Ride Progress Chart signed by the winery volunteer.
5. **Just For Fun:** You're working hard – you may choose reward yourself by sampling wine along the way at the participating wineries. There are no tasting fees for ride participants! (Each winery will have a washroom and an area to fill up your water bottle.)
6. **Time Bonuses:** Receive optional time bonuses by:
 - a. Successfully completing a challenge at each location (Note: you can skip a challenge if you choose, but you will not get the time bonus. So try to participate in these fun challenges!)
Remember to get your Ride Progress Chart signed by the winery volunteer.
 - b. Buying 1 (or more) bottle(s) of wine at a single winery. Ensure winery staff put your name on your purchase. Winery volunteers will take it back to The Vibrant Vine for you. Our challenge partners appreciate you buying local!
Remember to get your Ride Progress Chart signed by the winery volunteer.

Identify the various time bonuses by reviewing the following page.

7. **Get Your Proof:** You receive credits for all signed squares on your Ride Progress Chart. If you forget to get a signature, you won't get credit.
Remember to get your Ride Progress Chart signed by the winery volunteer.
8. **Disqualifications:** Your team will be disqualified if you don't get your *Ride Progress Chart* signed at the "mandatory" wineries for your riding classification.
9. Be safe and have fun!



Required Stops & Time Bonuses

LOCATION	ADDRESS	BEGINNER	INTERMEDIATE	EXPERT	COMPLETED CHALLENGE	WINE PURCHASE (1 OR MORE BOTTLES)
The Vibrant Vine	3240 Pooley Rd	X	X	X	Time Bonus -10	Time Bonus -5 mins
Kitsch Wines	3330 Neid Rd	x	x	x	Time Bonus -10 mins	Time Bonus -5 mins
SpearHead Winery	3950 Spiers Rd	x	x	x	Time Bonus -10 mins	Time Bonus -5 mins
The View Winery & Vineyard	1-2287 Ward Rd	x	x	x	Time Bonus -10 mins	Time Bonus -7 mins
Meadow Vista Honey Wines	3975 June Springs Rd.	x	x	x	Time Bonus -10 mins	Time Bonus -5 mins
Okanagan Lavender Farm	4380 Takla Rd		x	x	Time Bonus -10 mins	Time Bonus -5 mins
Tantalus Vineyards	1670 Dehart Rd		x	x	Time Bonus -10 mins	Time Bonus -5 mins
Summerhill Pyramid Winery	4870 Chute Lake Rd		x	x	Time Bonus -10 mins	Time Bonus -5 mins
St Hubertus Estate Winery	5225 Lakeshore Rd			X	Time Bonus -10 mins	Time Bonus -5
Distance		22.7 KM	36 KM	47.4 KM		

- IMPORTANT: Do not travel to any of the locations that are not within your route!**
 Deviation from your route creates challenges with route planning. Route distances have also been determined to meet the skill level that you have signed up for.
- The list above does not reflect the exact order that riders will visit each stop. This year's ride will incorporate a "Choose Your Own Adventure" model, in which riders will travel to stops in varying orders.
- Please note that due to road closures and construction, there may be delays, we will have this information for you at registration check-in.*



Ride Progress Chart

ONE CHART PER TEAM
WINERY VOLUNTEERS WILL SIGN

Team:

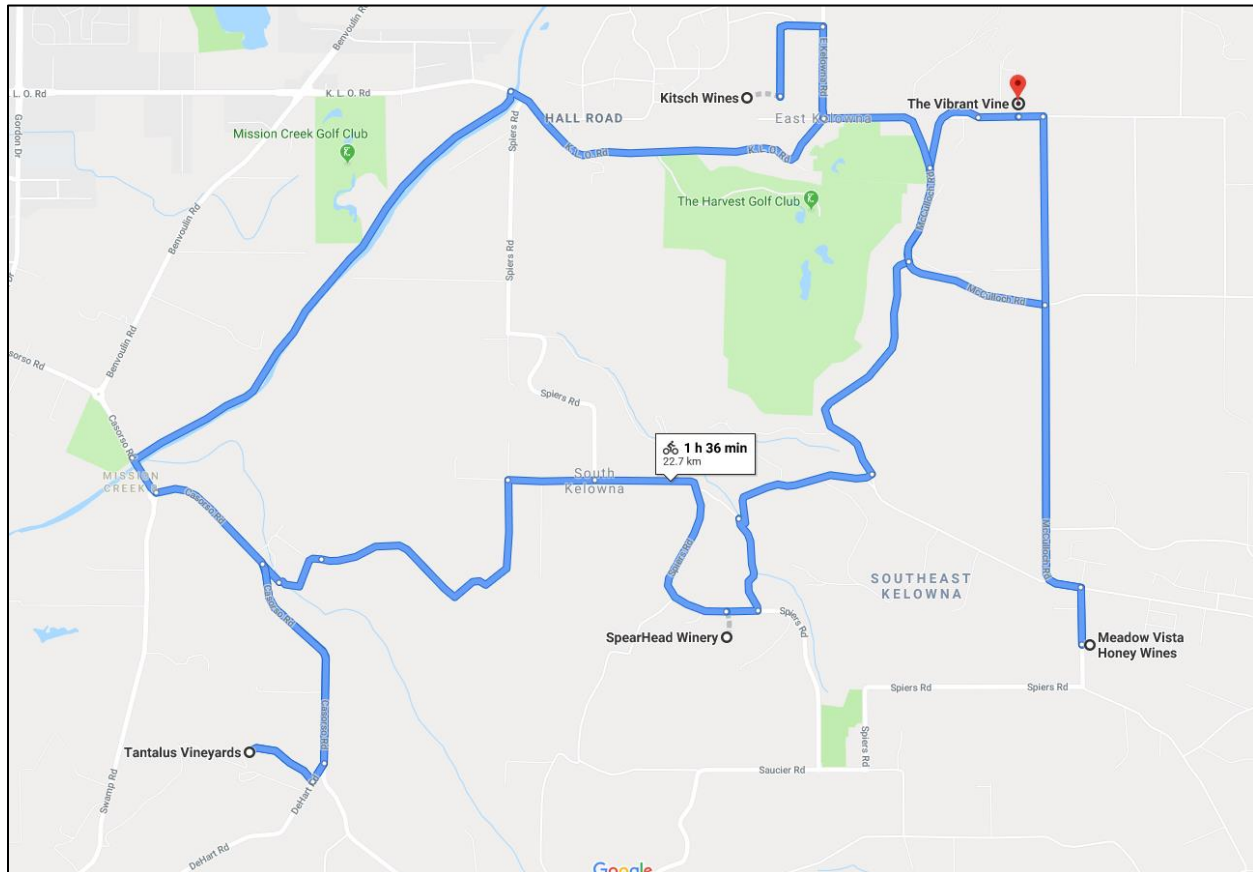
Team Members:

Location	Visited Location	Completed Challenge	Purchased 1+ bottle(s) of wine
Kitsch Wines			
Spearhead Winery			
The View Winery & Vineyard			
Meadow Vista Honey Wines			
Okanagan Lavendar Farm			
Tantalus Vineyards			
Summerhill Pyramid Winery			
St. Hubertus Estate Winery			
Initial/Final Challenge @ The Vibrant Vine			

TIME IN: (RECORDED AT REGISTRATION TABLE) _____

Beginner Ride Route

~22.7km | 1.5 hrs



[Click on map or here for Google Map](#)

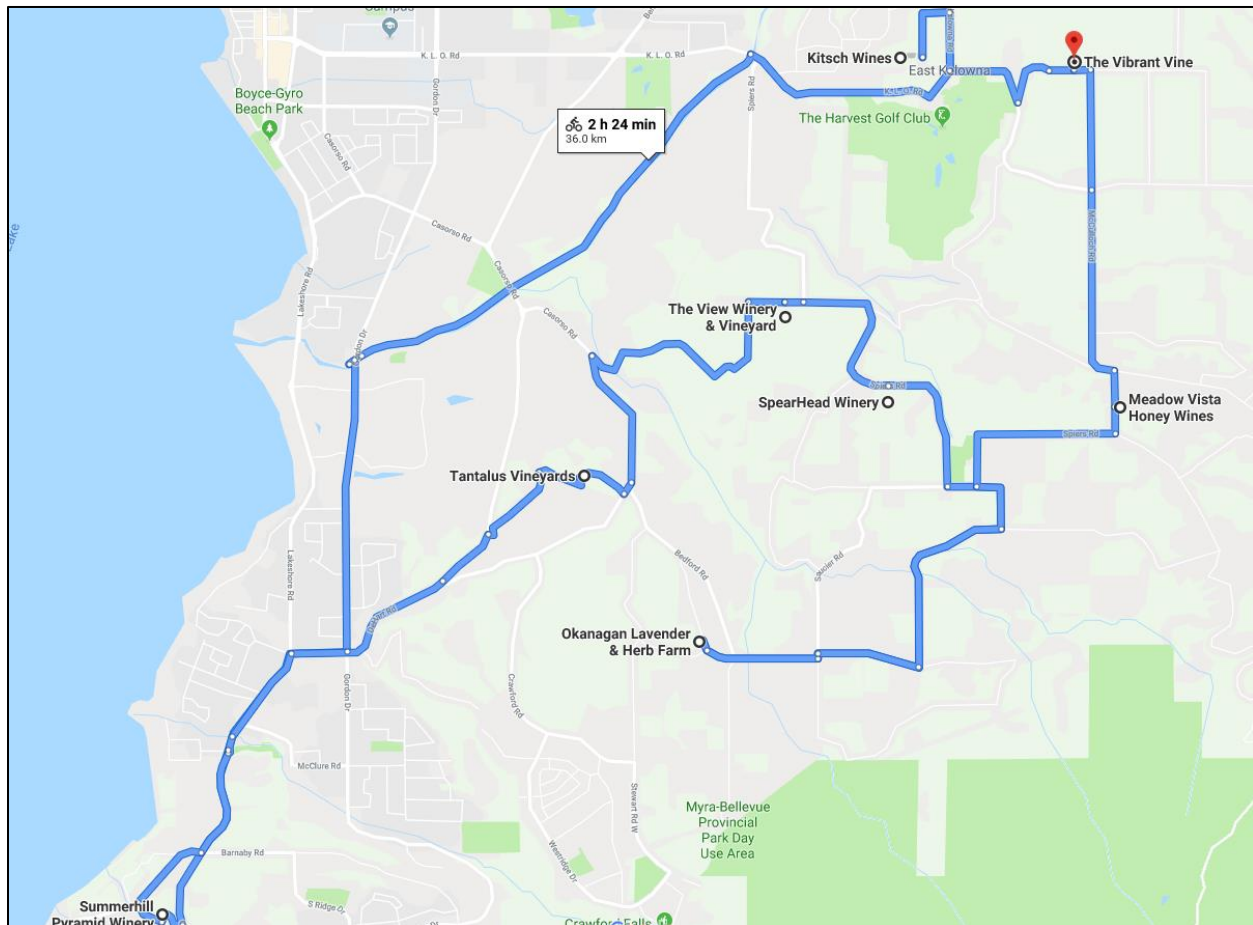
Start at The Vibrant Vine | 3240 Pooley Rd

- SpearHead Winery | 3950 Spiers Rd
- Tantalus Vineyards | 1670 DeHart Rd
- Kitsch Wines | 3330 Neid Rd
- Meadow Vista Honey Wines | 3975 June Springs Rd

Return to The Vibrant Vine to complete ride!

Intermediate Ride Route

~36km | 2.5 hrs



[Click on map or here for Google Maps](#)

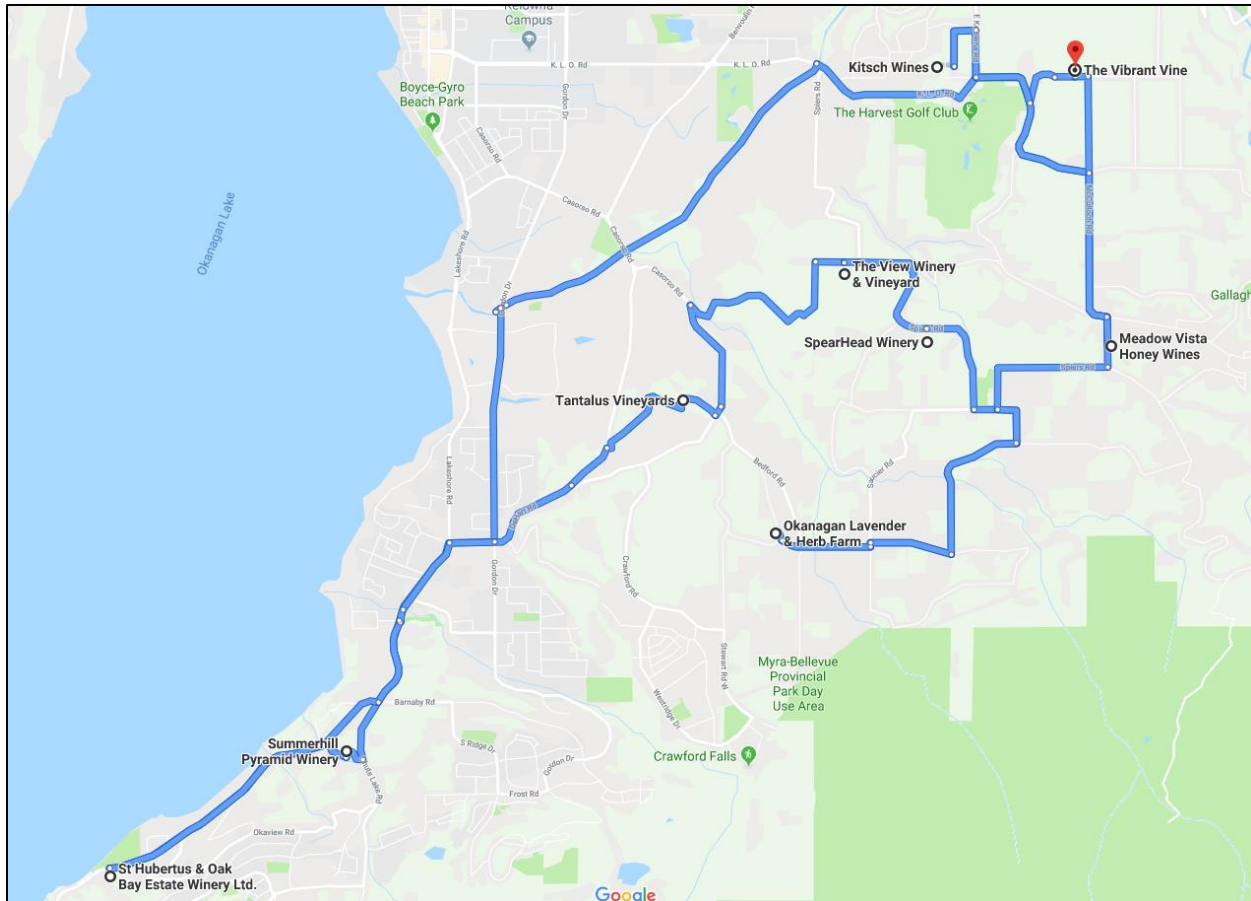
Start at The Vibrant Vine | 3240 Pooley Rd

- Kitsch Wines | 3330 Neid Rd
- Summerhill Pyramid Winery | 4870 Chute Lake Rd
- Tantalus Vineyards | 1670 DeHart Rd
- The View Winery | 2287 Ward Rd
- SpearHead Winery | 3950 Spiers Rd
- Okanagan Lavender Farm | 4380 Takla Rd
- Meadow Vista Honey Wines | 3975 June Springs Rd

Return to The Vibrant Vine to complete ride!

Expert Ride Route

~47.4km | 3.5 hrs



[Click on map or here for Google Maps](#)

Start at The Vibrant Vine | 3240 Pooley Rd

- Summerhill Pyramid Winery | 4870 Chute Lake Rd
- St Hubertus & Oak Bay Estate Winery | 5205 Lakeshore Rd
- Tantalus Vineyards | 1670 DeHart Rd
- The View Winery | 2287 Ward Rd
- SpearHead Winery | 3950 Spiers Rd
- Okanagan Lavender Farm | 4380 Takla Rd
- Kitsch Wines | 3330 Neid Rd
- Meadow Vista Honey Wines | 3975 June Springs Rd

Return to The Vibrant Vine to complete ride!